

# Weathering a Tornado



**Stay safe by being prepared.**

*Amica*

**Tornadoes** can occur in every state with little to no warning.

## Know the signs:

- A dark, greenish sky
- Large hail
- Low-lying, rotating clouds
- A loud roar, similar to a freight train

## Make Your Home Tornado-Ready

Have your roof inspected – and **upgrade to high-performance shingles** if necessary.

In hail-prone areas, consider **upgrading to steel gutters and downspouts**.



Install a **wind-rated garage door**, or brace your current door.

👉 **LEARN MORE**

Trim trees and shrubs.


👉 **LEARN MORE**

Replace **gravel/rock landscaping** with shredded bark.



Download the **Home Check by Amica™** app to keep these and other preparedness tasks organized. 👉 **LEARN MORE**

## Plan Ahead



Develop a **family communication plan**, and practice tornado drills.

If you've upgraded your home, make sure your insurance is updated as well.

👉 **LEARN MORE**



Know your **community's warning system** and the emergency shelter locations.

Download the Emergency App for

👉 **IPHONE** or 👉 **ANDROID**.

**Take photos or video** of each room to document your belongings.



**Store contact info** for emergency services, family members, friends, neighbors and your insurance company in your phone.



Stock enough **emergency supplies** for 72 hours.

👉 **LEARN MORE**



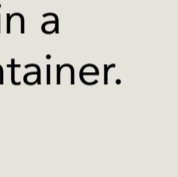
## If Severe Weather Is Coming



Ensure **gutters** are clear of debris.

👉 **LEARN MORE**

Protect all **important documents** in a safe, dry container.



Bring loose items like **outdoor furniture, trash cans** and **toys** inside.



Keep your **cellphone and other electronic devices** adequately charged, and have a backup battery.



**Park your car** in a safe location.

**Turn off utilities**, including natural gas or propane, to avoid a fire.



Follow **NOAA's Storm Prediction Center** on social media, and tune in to local news.

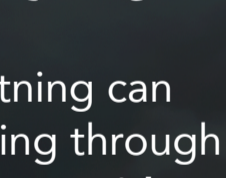


If you must **evacuate**, take your **emergency supplies and important documents**; let loved ones know where you plan to go.

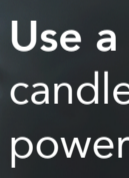


## During the Storm If You're Indoors

**Leash pets** or place them in a carrier and keep them with you.

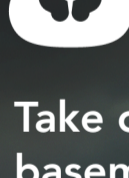
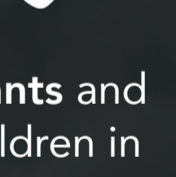


Because lightning can enter a building through pipes or wires, **avoid contact with anything that conducts electricity**.



**Monitor local news** and weather.

**Use a flashlight** – not candles! – during a power outage.



**Place infants and young children** in car seats.

**Take cover** in a **basement**, cellar or an interior room on the lowest floor and avoid windows.



## If You're Driving



✓ Drive to the **closest shelter**, if it's safe to do so.

✓ If **debris hits your vehicle**, pull over and park.

✓ If you can't make it to a building, **stay in the car** with your seat belt on and cover your head.

✓ **Don't seek shelter under an overpass or bridge**. This also applies if you're stranded outside.

## If You're Stranded Outside



Get **lower than the level of the roadway** – lie flat in a ditch and cover your head with your arms.

## After the Storm



**Report serious structural damage**, downed power lines and gas leaks to local officials.

If you evacuated, **return home** only when authorities say it's safe.



**Restock your emergency supplies**.



**Leave if you smell gas**. Otherwise, stay indoors until emergency personnel announce an all-clear.



**Review** our Homeowner's Checklist for Water and Flood Damage Cleanup.

👉 **LEARN MORE**



**Contact us** as soon as possible to report damage and file a claim. 👉 **LEARN MORE**

Resources: Ready.gov, Red Cross, IBHS, CDC, Weather.com

**We're here to help.**



Amica.com



Amica's mobile app



800-242-6422



*Amica*