

Weathering a Hurricane



Stay safe by being prepared.

Amica

Make Your Home Hurricane-Ready

📌 LEARN MORE

Install **code-conforming hurricane shutters**. Use plywood instead only as a last-minute resort when tropical weather is imminent.

Use **stainless steel screws** and a sealant to secure soffits.

📌 LEARN MORE

Regularly **clean out gutters** and downspouts. 📌 LEARN MORE

Seal **gaps and cracks** around windows and doors with silicone caulk.

Consider having a **whole-home generator** professionally installed to keep power on.

Trim trees and shrubs.

📌 LEARN MORE

Have your roof, siding, foundation and basement inspected – and repaired, if necessary.


Install a **wind-rated garage door**, or brace your current door. 📌 LEARN MORE

Replace gravel/rock landscaping with shredded bark.



Download the **Home Check by Amica™** app to keep these and other preparedness tasks organized. 📌 LEARN MORE

Plan Ahead



Develop a **family communication plan**, and practice tornado drills.

If you've upgraded your home, make sure your insurance is updated as well. ✓

📌 LEARN MORE

Know your **community's warning system** and the emergency shelter locations.

Download the Emergency App for 📱 IPHONE or 📱 ANDROID.

Take **photos or video** of each room to document your belongings.



Store **contact info** for emergency services, family members, friends, neighbors and your insurance company in your phone.

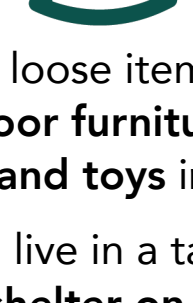


Stock enough **emergency supplies** for 72 hours.

📌 LEARN MORE

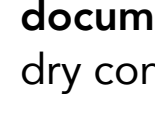


If a Storm Is Coming



Bring loose items like **outdoor furniture, trash cans and toys** inside.

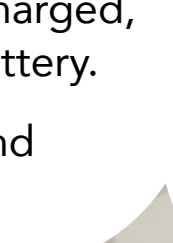
If you live in a tall building, **find shelter on a lower floor** to avoid greater risk of injury.




Protect **all important documents** in a safe, dry container.

Know your **Amica.com login**.

Keep your **cellphone and other electronic devices** adequately charged, and have a backup battery.



Refill prescriptions and get cash from ATMs.



Close all exterior and interior windows and doors, including garage doors.

Ensure **gutters are clear of debris**.



Fill sinks, tubs and clean containers with water.

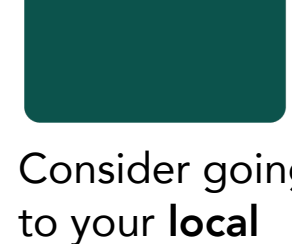


Pack your refrigerator with blocks of ice, set it to maximum cold, and keep the doors shut.

Fill fuel supplies like gas or propane tanks in case of post-event shortages.




Park your car **facing your evacuation route** and leave immediately if told to do so.



Consider going to your **local emergency shelter**.

If you must evacuate, unplug appliances and turn off utilities, including natural gas or propane, to avoid fire; take your **emergency supplies and important documents**; let loved ones know where you plan to go.



Follow **NOAA's Storm Prediction Center** on social media, and tune in to local news.

During the Storm

Use a **flashlight** – not candles! – during a power outage.



Leash pets and keep them with you.

Stay inside and away from windows and exterior doors.



Avoid **elevators**.

After the Storm



Let **family members** know you're safe.

Restock your emergency supplies.



Be alert for **extended rainfall** or flooding.



Keep **electricity turned off** if the building is flooded.

Leave if you smell gas. Otherwise, stay indoors until emergency personnel announce an all-clear.

When rebuilding, **invest in stronger building materials** to avoid repeat damage. 📌 LEARN MORE



Review our Homeowner's Checklist for Water and Flood Damage Cleanup.

📌 LEARN MORE



Report serious structural damage, downed power lines and gas leaks to local officials.

Contact us as soon as possible to report damage and file a claim.

📌 LEARN MORE

Resources: The National Weather Service, The Weather Channel, CDC.gov, Ready.gov

We're here to help.



Amica.com



Amica's mobile app



800-242-6422



Amica

Source: IBHS.org

3614